

EDWARD HINE COMPANY

Standard Envelopes & Sizes

Commercial & Official Envelopes



| # | Size (In) |
|---------|------------------|
| 6 5/8 | 3 1/2 x 6 |
| 6 1/2 | 3 1/2 x 6 1/4 |
| 6 3/4 | 3 5/8 x 6 1/2 |
| 7 | 3 3/4 x 6 3/4 |
| 7 3/4 | 3 7/8 x 7 1/2 |
| Monarch | 3 7/8 x 7 1/2 pf |
| Check | 3 5/8 x 8 5/8 |
| 9 | 3 7/8 x 8 7/8 |
| 10 | 4 1/8 x 9 1/2 |
| 10 1/2 | 4 1/2 x 9 1/2 |
| 11 | 4 1/2 x 10 3/8 |
| 12 | 4 3/4 x 11 |
| 14 | 5 x 11 1/2 |

Square Envelopes



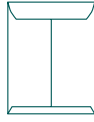
| Size (In) |
|-----------------|
| 5 x 5 |
| 5 1/2 x 5 1/2 |
| 6 x 6 |
| 6 1/2 x 6 1/2 |
| 7 x 7 |
| 7 1/2 x 7 1/2 |
| 8 x 8 |
| 8 1/2 x 8 1/2 |
| 9 x 9 |
| 9 1/2 x 9 1/2 |
| 10 x 10 |
| 10 1/2 x 10 1/2 |
| 11 1/2 x 11 1/2 |
| 12 1/2 x 12 1/2 |
| 13 1/2 x 13 1/2 |

Baronial Envelopes



| # | Size (In) |
|-----------|------------------|
| 4 Bar | 3 5/8 x 5 1/8 |
| 5 Bar | 4 1/8 x 5 5/8 pf |
| 5 1/2 Bar | 4 3/8 x 5 3/4 pf |
| 6 Bar | 4 3/4 x 6 1/2 pf |
| LEE | 5 1/4 x 7 1/4 |

Open End & Catalog Envelopes



CENTER & BOTTOM SEAM

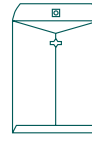
| # | Size (In) |
|--------------------------|--------------------|
| <i>COIN</i> | |
| A-1 | 2 1/4 x 3 1/2 |
| B-3 | 2 1/2 x 4 1/4 |
| C-4 | 3 x 4 1/2 |
| D-4 1/2 | 3 x 4 7/8 |
| E-5 | 2 7/8 x 5 1/4 |
| F-5 1/2 | 3 1/8 x 5 1/2 |
| G-6 | 3 3/8 x 6 |
| H-7 | 3 1/2 x 6 1/2 |
| <i>SCARF ENVELOPES</i> | |
| 1 | 4 5/8 x 6 3/4 |
| 3 | 5 x 7 1/2 |
| 4 1/4 | 5 1/2 x 7 1/2 |
| 6 | 5 1/2 x 8 1/4 |
| 7 | 4 x 6 3/8 |
| 8 | 3 7/8 x 7 1/2 |
| <i>POLICY ENVELOPES</i> | |
| 10 | 4 1/8 x 9 1/2 |
| 11 | 4 1/2 x 10 3/8 |
| 14 | 5 x 11 1/2 |
| <i>CATALOG ENVELOPES</i> | |
| 1 | 6 x 9 |
| 1 3/4 | 6 1/2 x 9 1/2 |
| 3 | 7 x 10 |
| 6 | 7 1/2 x 10 1/2 |
| 8 | 8 1/4 x 11 1/4 |
| 9 3/4 | 8 3/4 x 11 1/4 |
| 10 1/2 | 9 x 12 |
| 12 1/2 | 9 1/2 x 12 1/2 |
| 13 1/2 | 10 x 13 or 10 x 15 |
| 14 1/2 | 11 1/2 x 14 1/2 |
| 15 1/2 | 12 x 15 1/2 |

Remittance Envelopes



| # | Size (In) |
|-------------|---------------|
| Tu Way | 3 1/2 x 6 1/2 |
| 6 1/2 Remit | 3 1/2 x 6 1/4 |
| 6 3/4 Remit | 3 5/8 x 6 1/2 |
| 9 Remit | 3 7/8 x 8 7/8 |

Clasp Envelopes



| # | Size (In) |
|-------|-----------------|
| 0 | 2 1/4 x 4 1/4 |
| 5 | 3 1/8 x 5 1/2 |
| 10 | 3 3/8 x 6 |
| 15 | 4 x 6 3/8 |
| 9 1/2 | 4 1/8 x 9 1/2 |
| 11 | 4 1/2 x 10 3/8 |
| 25 | 4 5/8 x 6 3/4 |
| 35 | 5 x 7 1/2 |
| 14 | 5 x 11 1/2 |
| 50 | 5 1/2 x 8 1/4 |
| 55 | 6 x 9 |
| 63 | 6 1/2 x 9 1/2 |
| 68 | 7 x 10 |
| 75 | 7 1/2 x 10 1/2 |
| 80 | 8 x 11 |
| 81 | 8 1/4 x 11 1/4 |
| 83 | 8 1/2 x 11 1/2 |
| 87 | 8 3/4 x 11 1/4 |
| 90 | 9 x 12 |
| 93 | 9 1/2 x 12 1/2 |
| 94 | 9 1/4 x 14 1/2 |
| 95 | 10 x 12 |
| 97 | 10 x 13 |
| 98 | 10 x 15 |
| 105 | 11 1/2 x 14 1/2 |
| 110 | 12 x 15 1/2 |

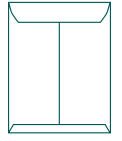
Booklet Envelopes



OPEN SIDE STYLE - Side seam

| # | Size (In) |
|-------|----------------|
| 3 | 4 3/4 x 6 1/2 |
| 4 1/2 | 5 1/2 x 7 1/2 |
| 5 | 5 1/2 x 8 1/8 |
| 6 | 5 3/4 x 8 7/8 |
| 6 1/2 | 6 x 9 |
| 6 5/8 | 6 x 9 1/2 |
| 7 | 6 1/4 x 9 5/8 |
| 6 3/4 | 6 1/2 x 9 1/2 |
| 7 1/4 | 7 x 10 |
| 7 1/2 | 7 1/2 x 10 1/2 |
| 9 | 8 3/4 x 11 1/2 |
| 9 1/2 | 9 x 12 |
| 10 | 9 1/2 x 12 5/8 |
| 13 | 10 x 13 |

Oversize Catalog Envelopes



OPEN END STYLE

| Size (In) | |
|------------------------------------|--|
| 11 x 17 | |
| 12 x 17 | |
| 12 x 21 | |
| 12 1/2 x 16 | |
| 12 1/2 x 18 1/2 | |
| 13 x 17 | |
| 13 x 19 | |
| 14 x 16 | |
| 14 x 18 | |
| 14 x 21 | |
| 15 x 18 | |
| 15 x 20 | |
| 15 x 21 | |
| 15 x 22 | |
| 16 x 20 | |
| 16 x 24 | |
| 17 x 22 | |
| 17 1/2 x 22 1/2 | |
| 18 x 23 | |
| 19 x 26 | |
| 19 1/2 x 25 | |
| 20 x 25 | |
| 21 x 28 | |
| 22 x 27 | |
| OPEN SIDE STYLE - Seams on outside | |
| 17 x 22 | |
| 20 x 26 | |
| 23 x 31 | |

Announcement Envelopes



| # | Size (In) |
|--------|---------------|
| A-2 | 4 3/8 x 5 3/4 |
| A-6 | 4 3/4 x 6 1/2 |
| A-7 | 5 1/4 x 7 1/4 |
| A-8 | 5 1/2 x 8 1/8 |
| A-Long | 3 7/8 x 8 7/8 |
| A-10 | 6 x 9 1/2 |